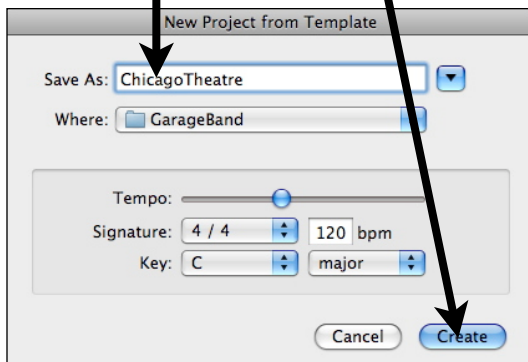
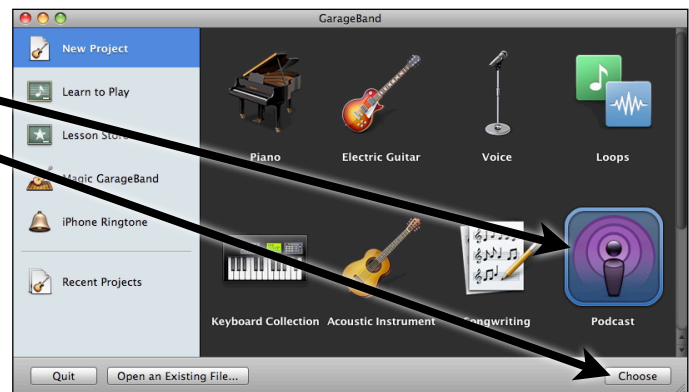


Create a Podcast from an Audio/Video File in GarageBand '09

podcast – “a series of digital media files (either audio or video) that are released episodically and downloaded through web syndication.”

<http://en.wikipedia.org/wiki/Podcast>

1. Launch GarageBand.
2. Select **Podcast** and click **Choose**.
3. Type a name and click **Create**.

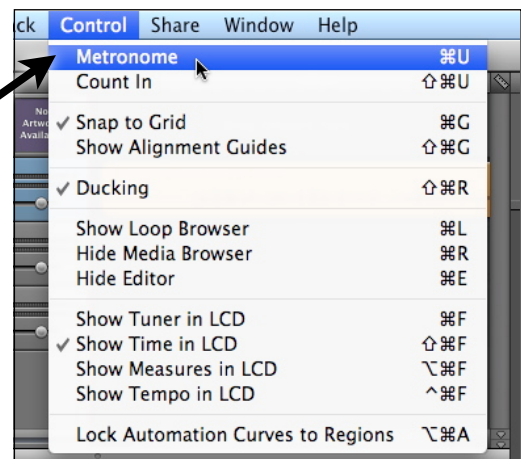


TIP

Before you begin working on your project, make sure the Metronome is turned off.

Select **Control | Metronome** and make sure it is unchecked (or uncheck it).

The metronome is only useful in music projects.



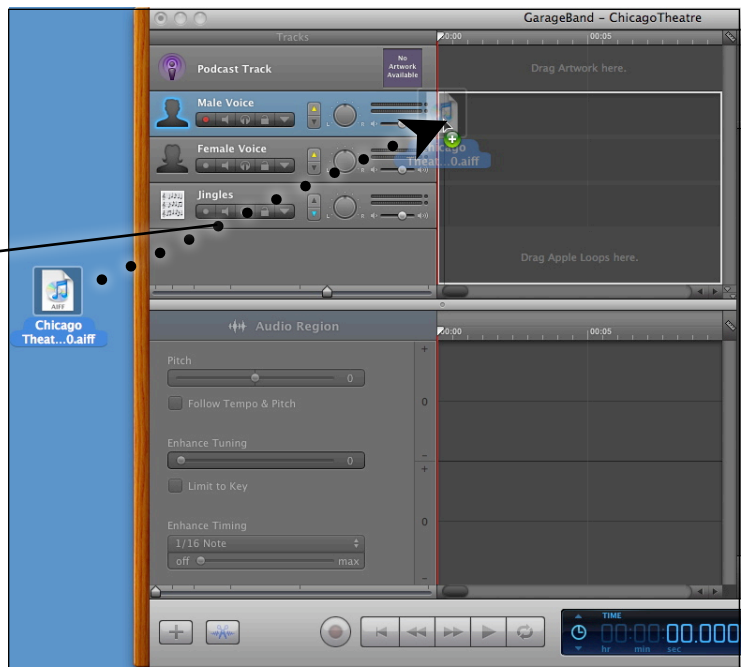
Drag in a File

Audio File

If you have an audio file that you have already created from a device, drag it into one of the **Voice** tracks (it doesn't matter which).

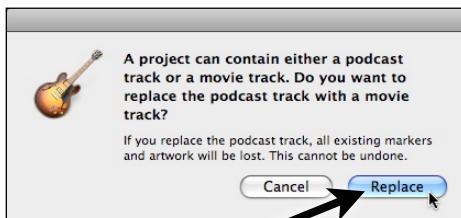
Example sources for audio files:

- iPhone/iPod touch/iPod nano Voice Recorder app
- digital voice recorder
- computer's built-in microphone
- audio extracted from a video
- audio downloaded from the web



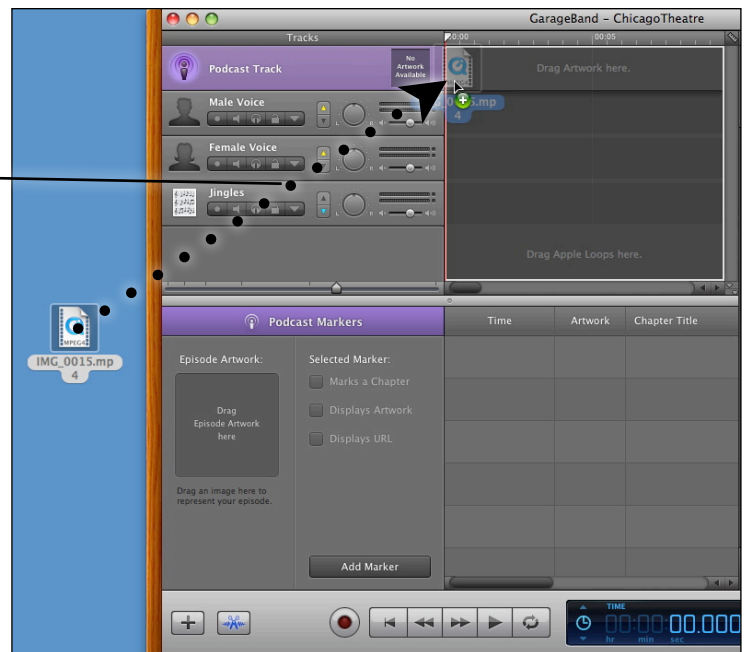
Video File

If you have a video file that you have already created from a device or from software, drag it into the **Podcast** track.



Click **Replace**

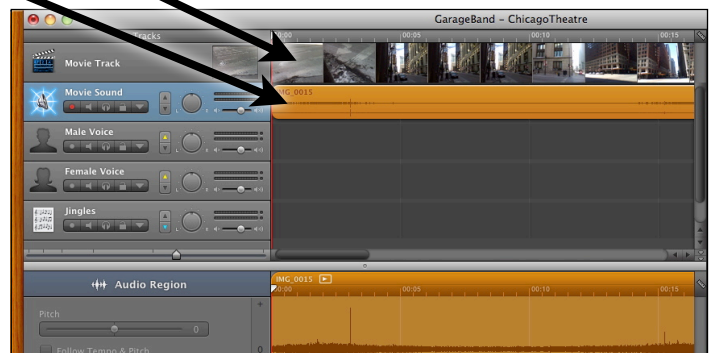
Notice that the **Podcast Track** is replaced by the **Movie Track** and the **Movie Sound** becomes a separate track.



Movie Sound can be edited.
The video cannot be edited.

Example sources for video files:

- iPhone 3GS/iPod nano Video Recorder
- Flip or other camcorder
- computer's built-in video camera
- video downloaded from the web
- video created in iMovie or other movie editing software

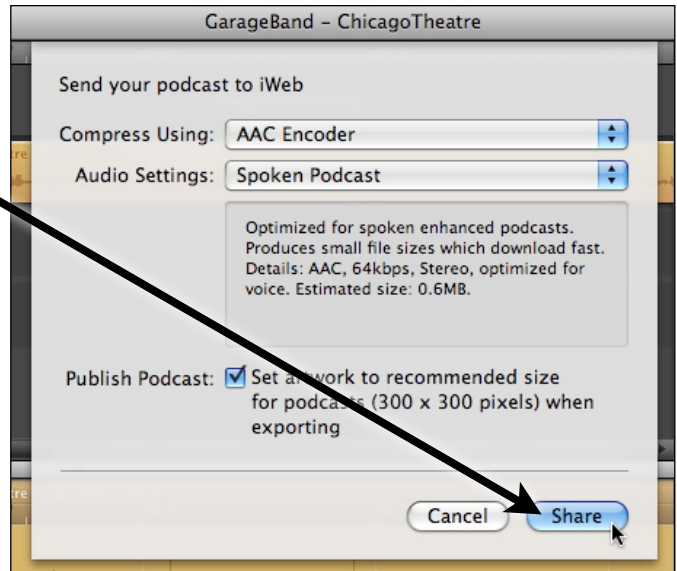
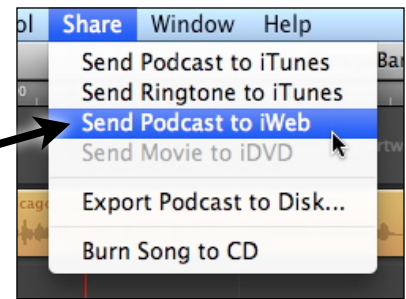


Publish Your Podcast via iWeb

NOTE

You must already have a Mobile Me account or web server user account with the ability to publish an iWeb site to publish a podcast. Experience using iWeb is also helpful.

1. Pull down the **Share** menu and select **Send Podcast to iWeb**.
2. Use the recommended settings that are presented and click **Share**.



3. The podcast will be converted and iWeb will open. Select an iWeb template if necessary.
4. Complete the iWeb page by filling in the placeholder text and complete other customizations.

TIP

GarageBand '09 has many features for editing, enhancing, and producing professional-sounding audio tracks. For more information, visit:

www.mattjfuller.com/ice2010

or

www.apple.com/support/garageband/podcasts

www.apple.com/ilife/tutorials/#garageband-podcast